


# Hackney children and young people: Education, Health and Care Plans with Autistic Spectrum Disorder (ASD) as a primary need

**35%**



## SPEND ON PLACEMENTS

Spend on placements for children and young people with ASD accounts for 35% of the total spend on EHC Plan placements.

**£497,632**



## GOING OUT OF HACKNEY

The cost to Hackney in 2016/17 for placements in maintained settings outside of Hackney. This is **6% of the total spend on ASD placements**. The average annual cost per placement was £21,636.

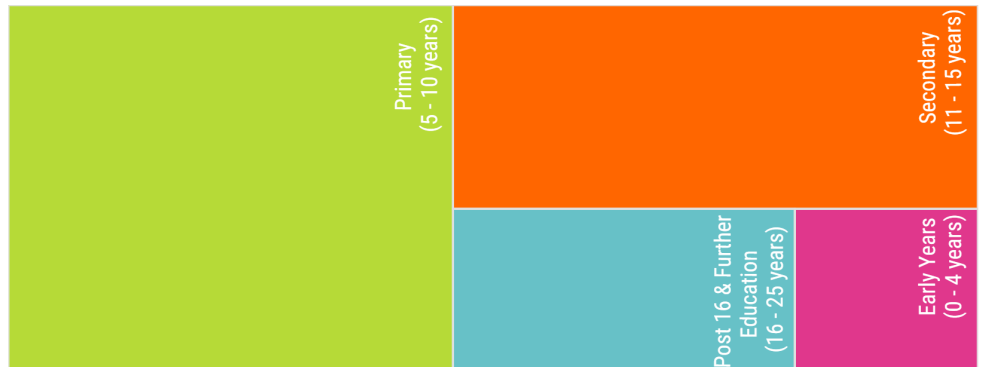
**£2,763,881**



## INDEPENDENT PLACES

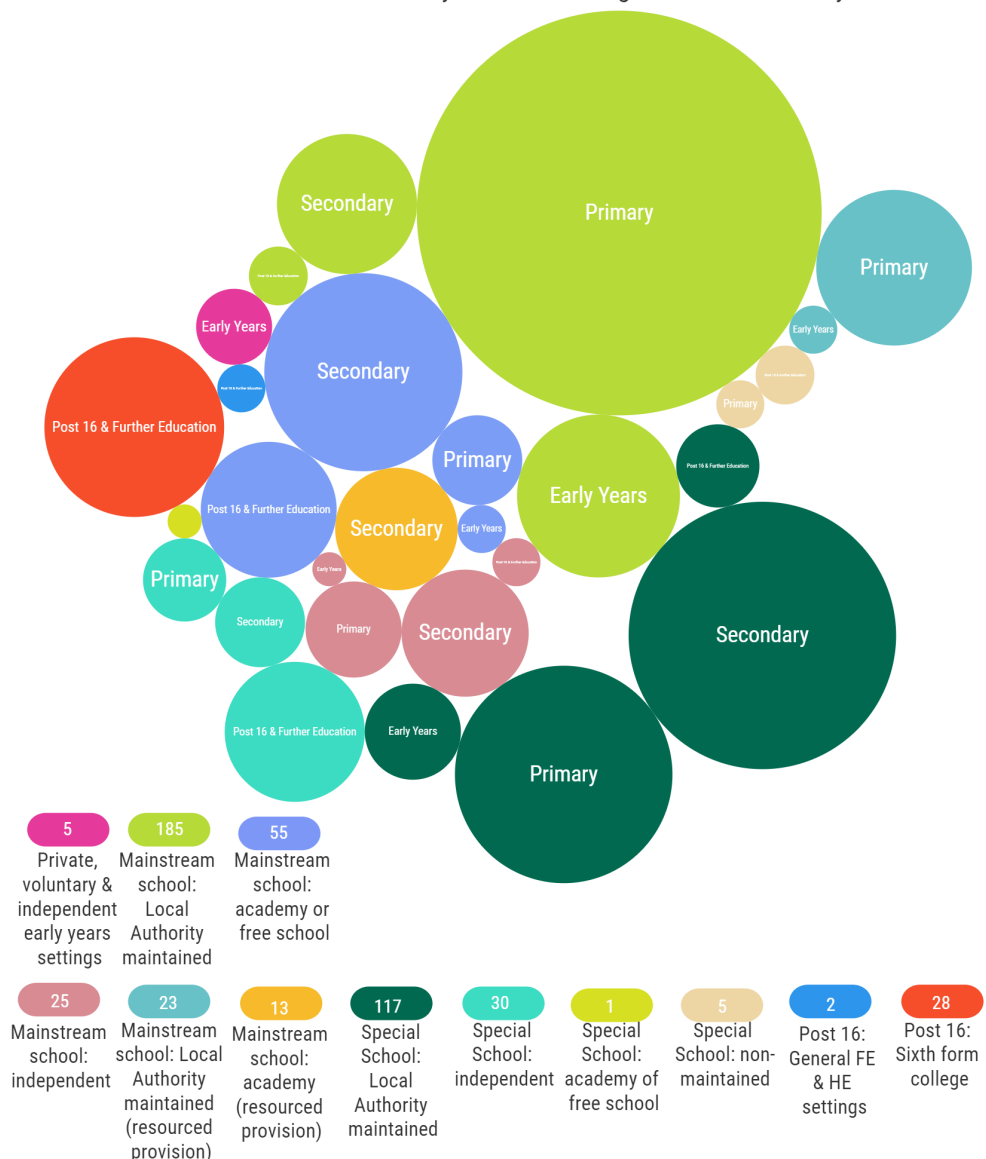
The cost to Hackney in 2016/17 for placements in independent settings. This is **33% of the total spend on ASD placements**. The average annual cost per placement was £54,311.

## 490 HACKNEY CHILDREN & YOUNG PEOPLE HAVE ASD AS A PRIMARY NEED IN THEIR EHC PLAN

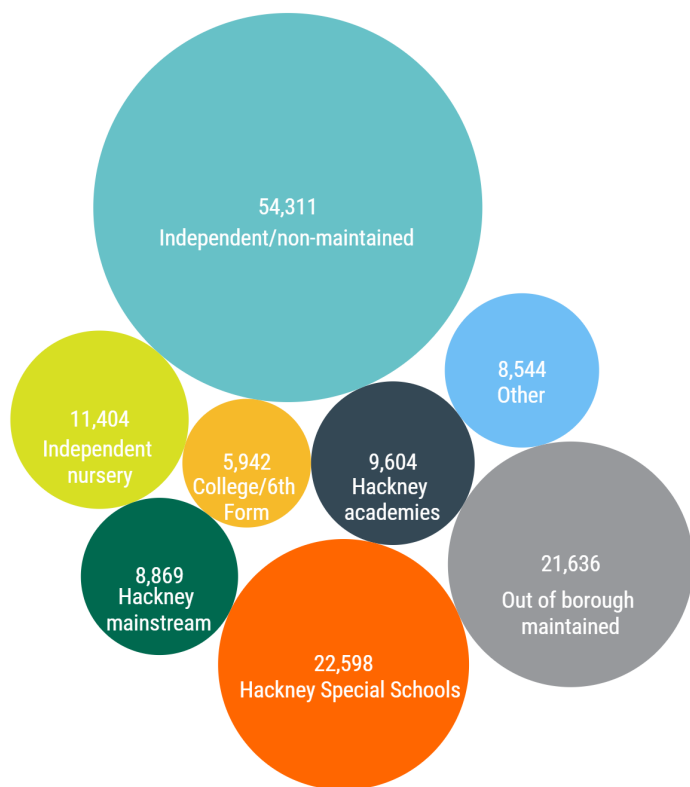


## WHERE ARE CHILDREN & YOUNG PEOPLE WITH ASD ATTENDING EDUCATION?

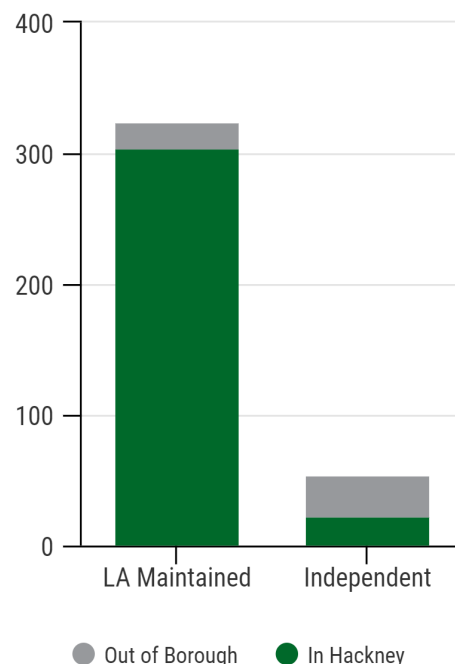
Of the 490 pupils with ASD, 325 attended Local Authority maintained mainstream or special schools. Of this, 304 were in Hackney maintained settings and 21 were in maintained settings outside Hackney. A further 56 pupils attended an Independent mainstream or special school, of which 23 were in Hackney and 33 in settings outside of Hackney.



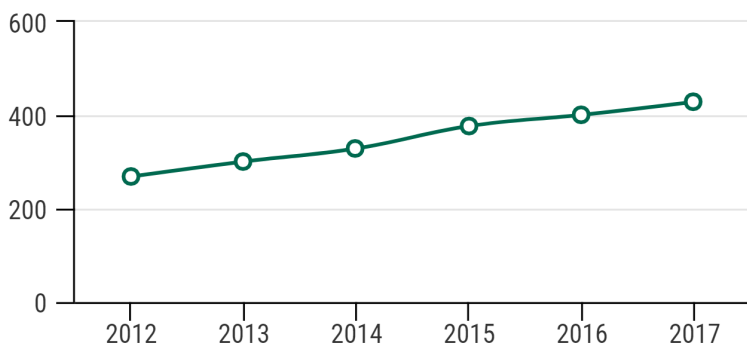
## NOTIONAL AVERAGE PLACEMENT COST (£) BY TYPE OF PLACEMENT



## PLACEMENTS IN LOCAL AUTHORITY MAINTAINED SETTINGS AND INDEPENDENT SETTINGS



## TREND OF STATEMENTS OF SEN AND EHC PLANS FOR ASD IN HACKNEY MAINTAINED SETTINGS



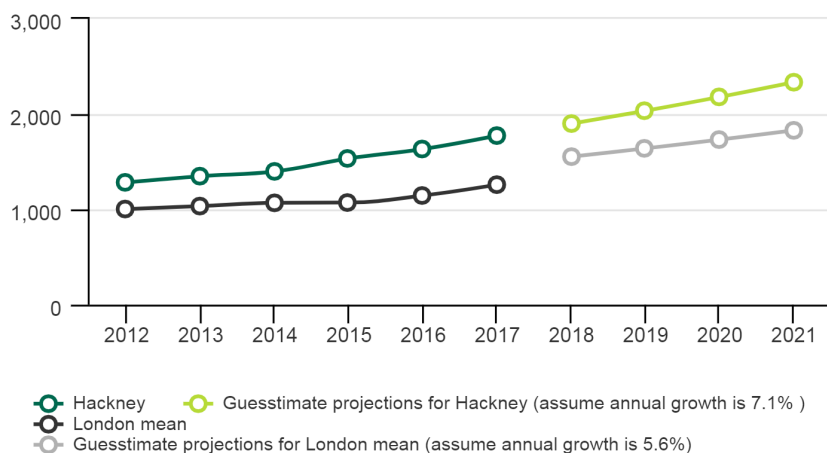
## WHAT DO WE MEAN BY AUTISTIC SPECTRUM DISORDER?

Autism is a lifelong developmental disability that affects how a person communicates with, and relates to, other people. It also affects how they make sense of the world around them.

Autism includes a spectrum of conditions, which means that while all people share certain difficulties, their condition will affect them in different ways. Some people with autism are able to live relatively independent lives but others may have accompanying learning disabilities and need a lifetime of specialist support. People with autism may also experience over- or under-sensitivity to sounds, touch, tastes, smells, light or colours.


The latest prevalence studies of autism indicate that 1.1% of the population in the UK may have autism.

## NUMBER OF EHC PLANS - ESTIMATE PROJECTIONS



# Hackney children and young people: Education, Health and Care Plans with Social, Emotional and Mental Health as a Primary Need

20%



## SPEND ON PLACEMENTS

Spend on placements for children and young people with SEMH accounts for 20% of the total spend on EHC Plan placements.

£701,072



## GOING OUT OF HACKNEY

The cost to Hackney in 2016/17 for placements in maintained settings outside of Hackney. This is 15% of the total spend on SEMH placements. The average annual cost per placement was £15,933.

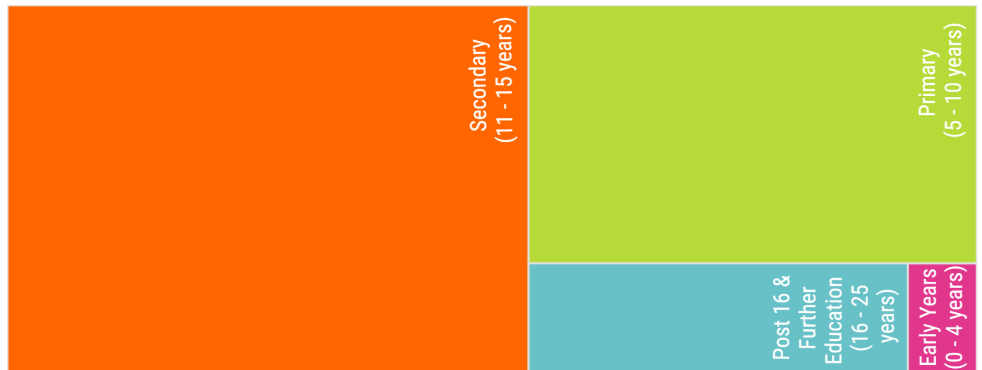
£2,549,197



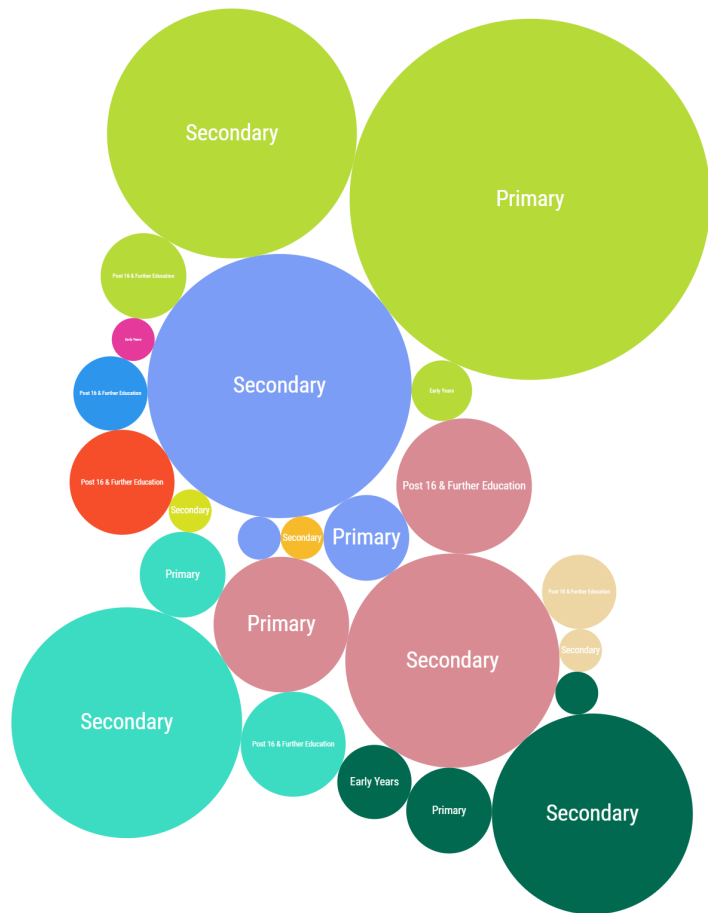
## INDEPENDENT PLACES

The cost to Hackney in 2016/17 for SEMH placements in independent settings. This is 55% of the total spend on SEMH placements. The average annual cost per placement was £33,989.

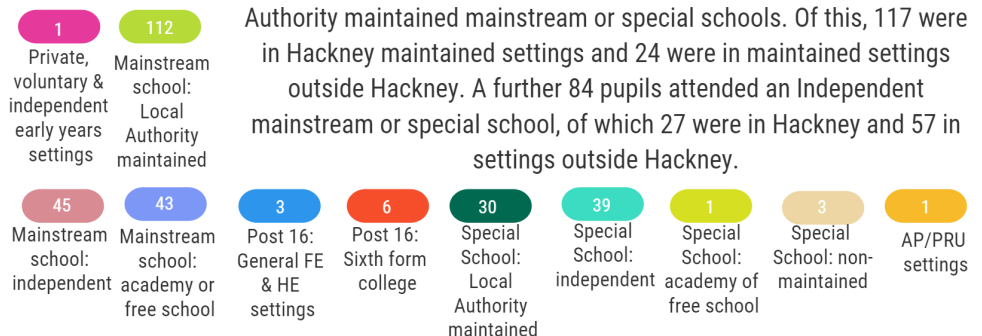
## 285 HACKNEY CHILDREN & YOUNG PEOPLE HAVE SEMH AS A PRIMARY NEED IN THEIR EHC PLAN



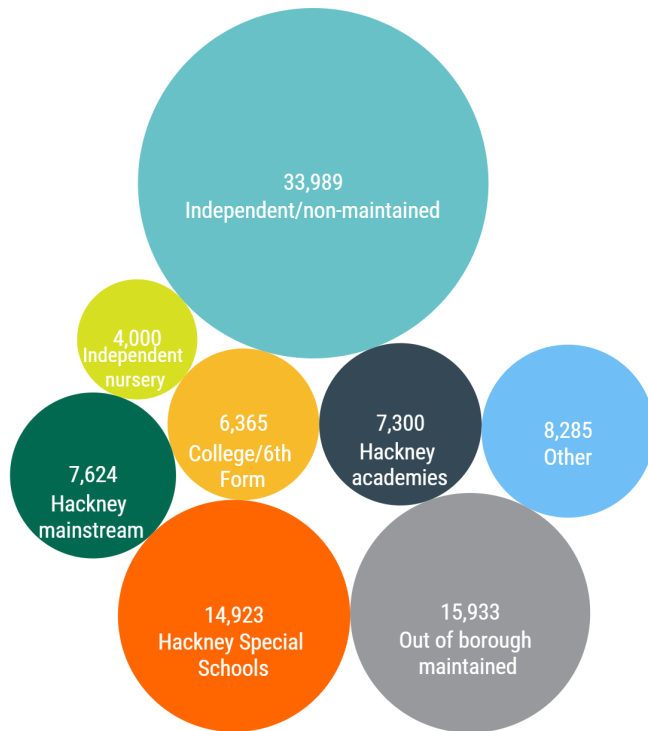
## WHERE ARE OUR CHILDREN & YOUNG PEOPLE WITH SEMH GOING?



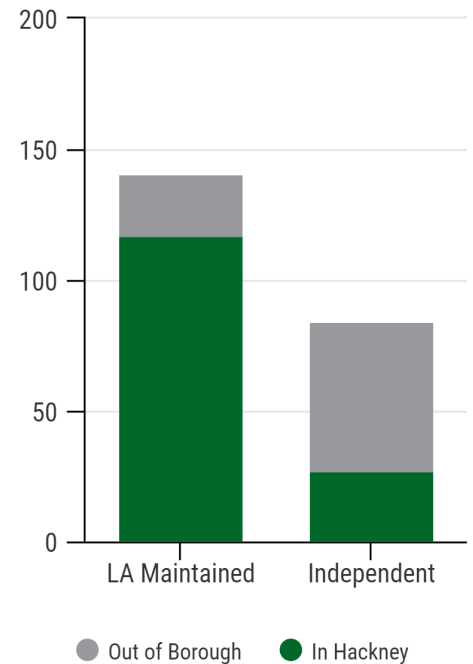
Of the 285 pupils with a primary need of SEMH, 141 attended Local Authority maintained mainstream or special schools. Of this, 117 were in Hackney maintained settings and 24 were in maintained settings outside Hackney. A further 84 pupils attended an Independent mainstream or special school, of which 27 were in Hackney and 57 in settings outside Hackney.



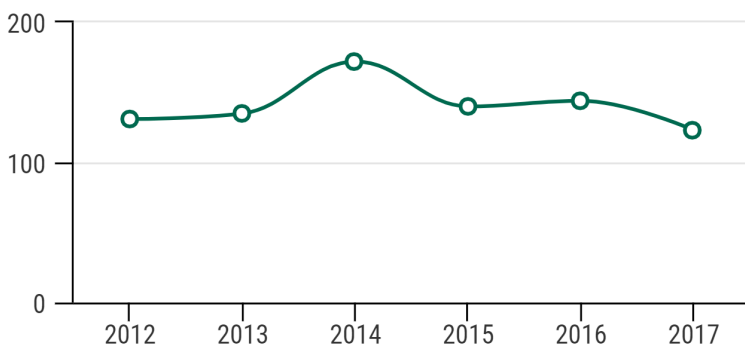
## NOTIONAL AVERAGE PLACEMENT COST (£) BY TYPE OF PLACEMENT



## PLACEMENTS IN LOCAL AUTHORITY MAINTAINED SETTINGS AND INDEPENDENT SETTINGS

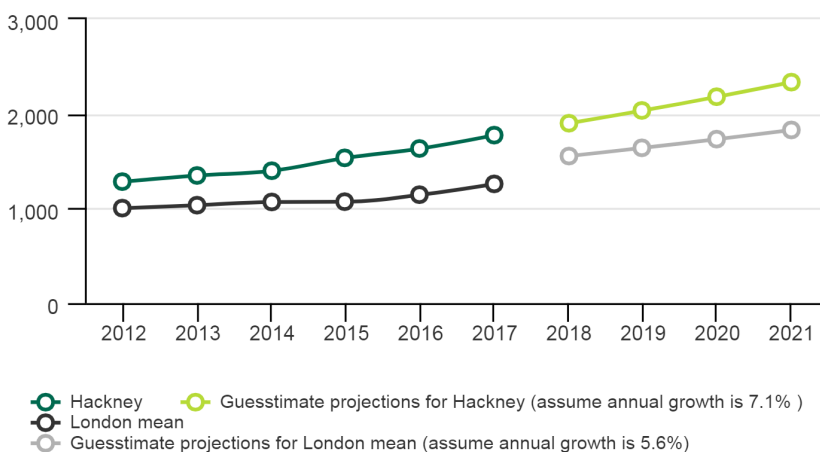


## TREND OF STATEMENTS OF SEN AND EHC PLANS FOR SEMH IN HACKNEY MAINTAINED SETTINGS



Pre-2015 figures are for BESD and post-2015 figures are SEMH

## NUMBER OF EHC PLANS - ESTIMATE PROJECTIONS



## WHAT DO WE MEAN BY SOCIAL, EMOTIONAL AND MENTAL HEALTH?

SEMh is an overarching term for children who have severe difficulties in managing their emotions and behaviour.

SEMh difficulties as a need has three strands:

1. social and emotional well-being
2. mental health
3. behaviour management.

Children and young people with SEMh may experience difficulties with anxiety or depression; problems of conduct including aggression; self-harming, substance abuse, eating disorders or physical symptoms that are medically unexplained. Some children and young people may have other recognised disorders such as attention deficit disorder (ADD), attention deficit hyperactive disorder (ADHD), attachment disorder, autism or pervasive developmental disorder, a disruptive disorder or, rarely, schizophrenia or bipolar disorder.

Typical characteristics of children and young people with SEMh can include:

- Disruptive, antisocial or uncooperative behaviour
- Temper tantrums
- Frustration, anger, and verbal and physical threats or aggression
- Withdrawn and depressed attitudes
- Anxiety and self-harm
- Truancy

