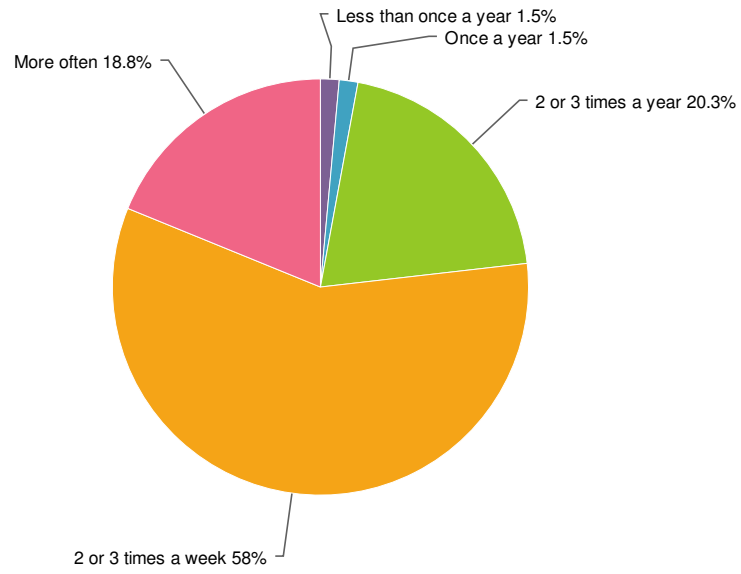


# New Summary Report - 13 January 2015

## 1. How often do you visit the park?



Never visit	0.0%		0
Less than once a year	1.5%		1
Once a year	1.5%		1
2 or 3 times a year	20.3%		14
2 or 3 times a week	58.0%		40
More often	18.8%		13
Total			69

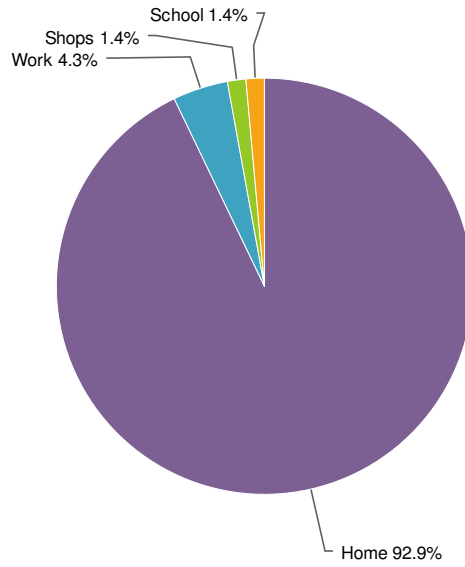
### Statistics

Sum	108.0
Average	2.0
Max	2.0

2. When do you visit the park?

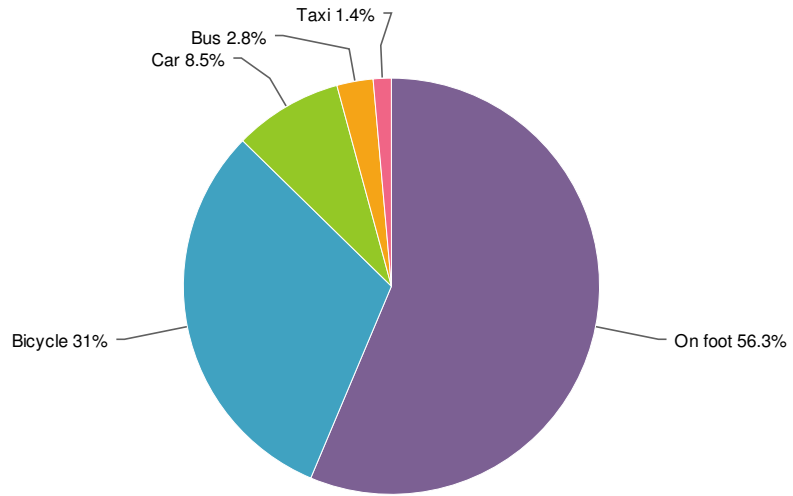
	Seldom or never during this season	Once a month	Once every 2 weeks	Once or twice a week	Most days	Every day	Responses
Autumn/Winter	5 7.2%	20 29.0%	13 18.8%	18 26.1%	11 15.9%	2 2.9%	69
Spring/Summer	2 2.9%	13 19.1%	6 8.8%	30 44.1%	14 20.6%	3 4.4%	68

### 3. When you visit the park, where do you usually travel from?



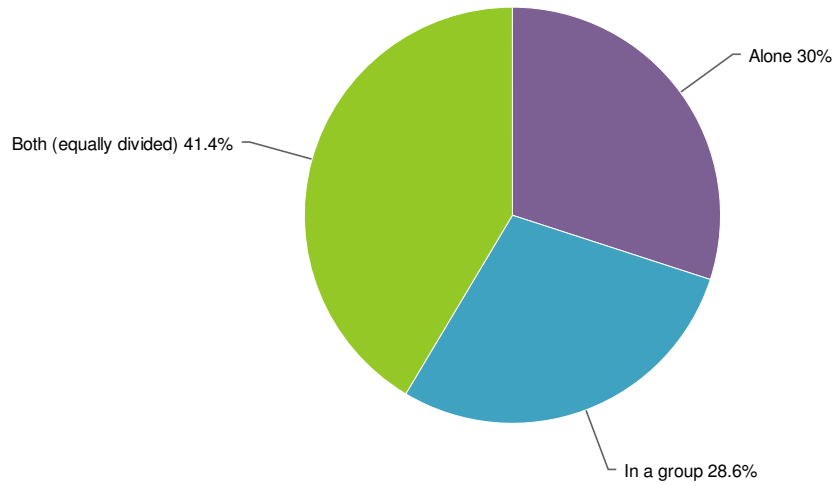
Home	92.9%		65
Work	4.3%		3
Shops	1.4%		1
School	1.4%		1
College/University	0.0%		0
Total			70

4. How would you normally travel to the park?



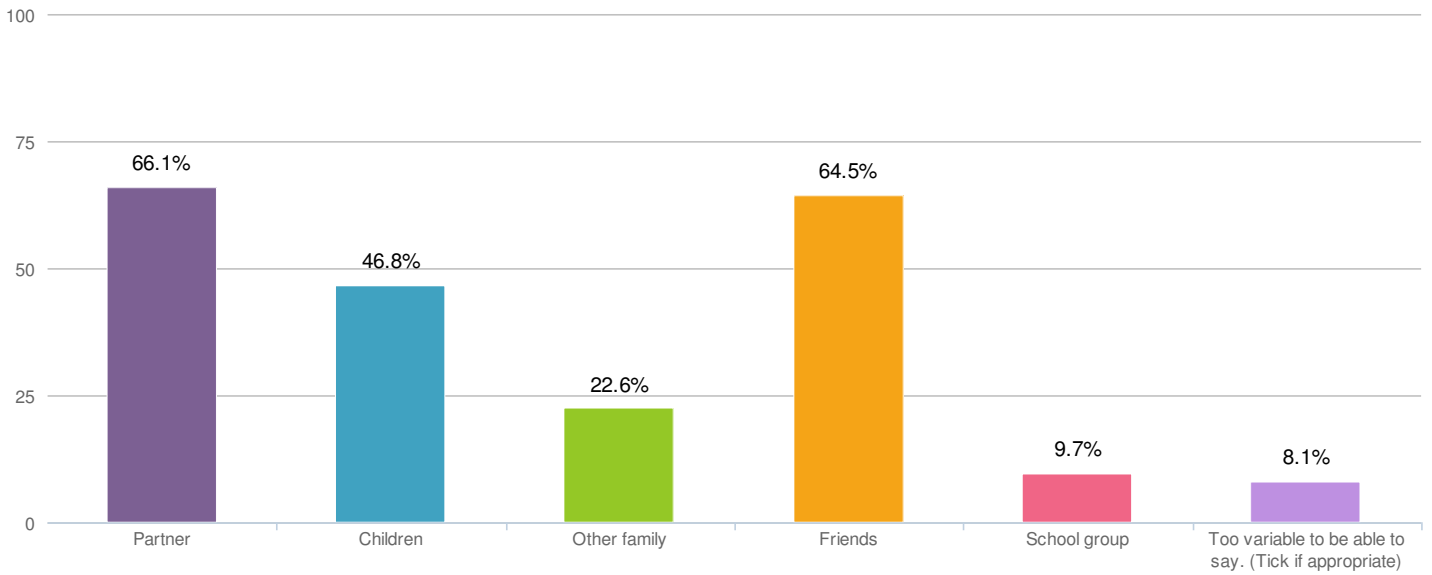
On foot	56.3%		40
Bicycle	31.0%		22
Motorbike	0.0%		0
Car	8.5%		6
Bus	2.8%		2
Taxi	1.4%		1
Train	0.0%		0
Total			71

5. Do you normally visit the park alone or with a group?



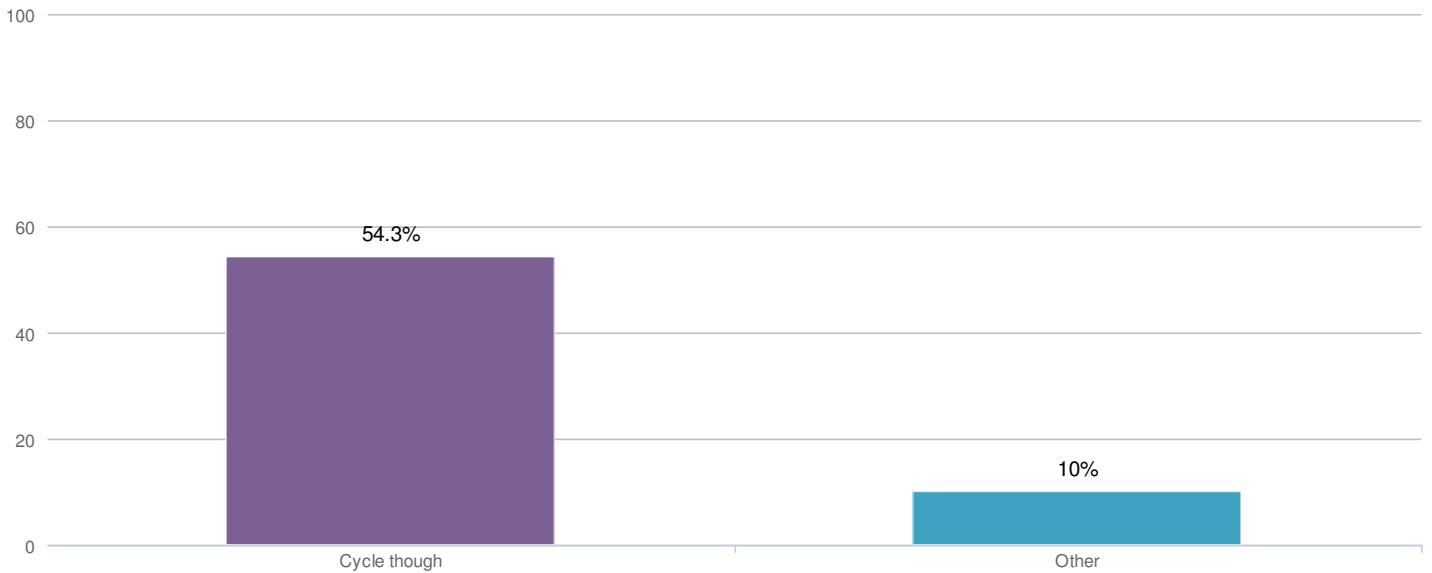
Alone	30.0%		21
In a group	28.6%		20
Both (equally divided)	41.4%		29
		Total	70

6. If not alone, who would normally visit the park with you?



Partner	66.1%		41
Children	46.8%		29
Other family	22.6%		14
Friends	64.5%		40
School group	9.7%		6
Too variable to be able to say. (Tick if appropriate)	8.1%		5
		Total	62

## 8. What do you normally do when you visit the park?

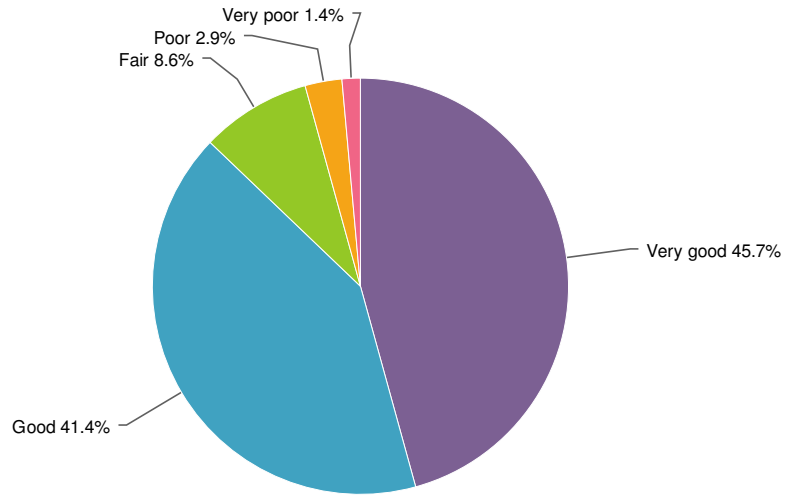


				Statistics	
Cycle though	54.3%		38	Sum	70.0
Other	10.0%		7	Average	1.0
Total			70	Max	1.0

### Responses "Other"

Response	Count
<i>Left Blank</i>	67
Fresh air and recharging batteries.	1
Member of lea rowing club and also run from park to Tottenham or Victoria park	1
Reading and photography	1
Springfield running group	1
gardening sessions	1
take photographs	1

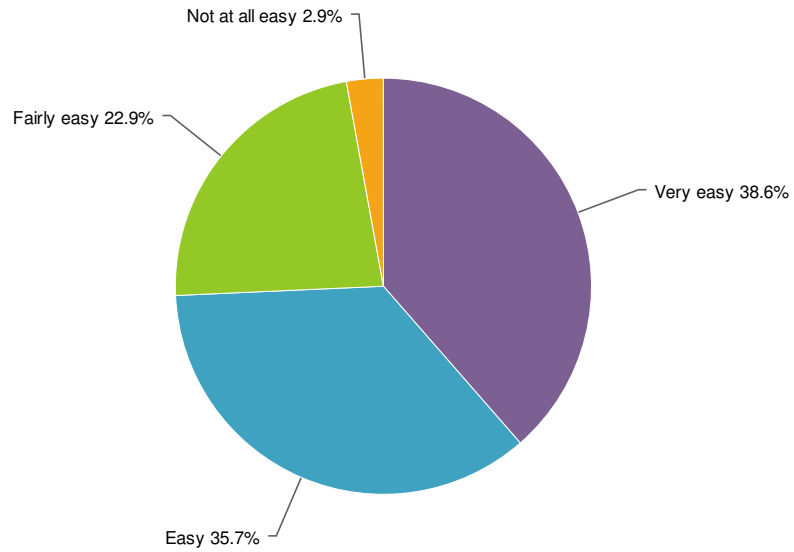
9. How would you rate the design and appearance of the park?



Very good	45.7%		32
Good	41.4%		29
Fair	8.6%		6
Poor	2.9%		2
Very poor	1.4%		1
No opinion	0.0%		0
Don't know	0.0%		0
Total			70

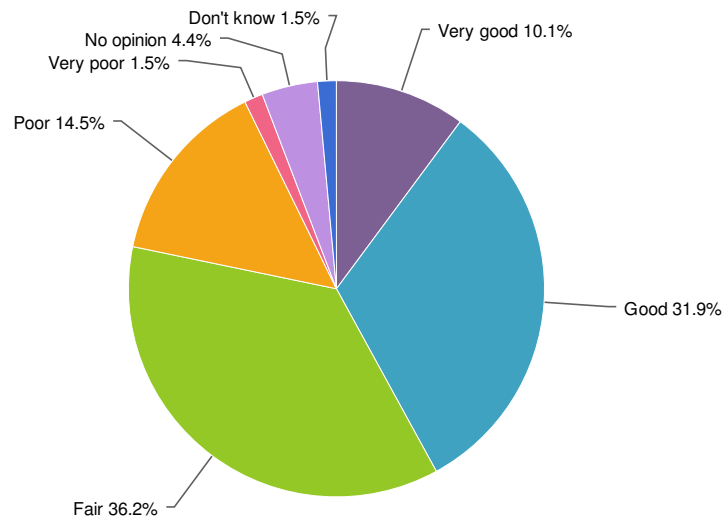


10. How easy is it for you to get around the park?



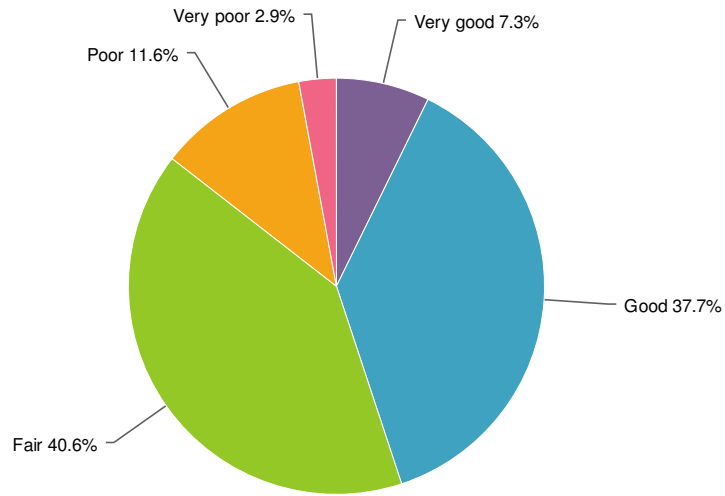
Very easy	38.6%		27
Easy	35.7%		25
Fairly easy	22.9%		16
Not at all easy	2.9%		2
No opinion	0.0%		0
Don't know	0.0%		0
Total			70

11. What do you think about the range of information available about the park – maps, noticeboards, wayfinders, information about history and natural history etc..



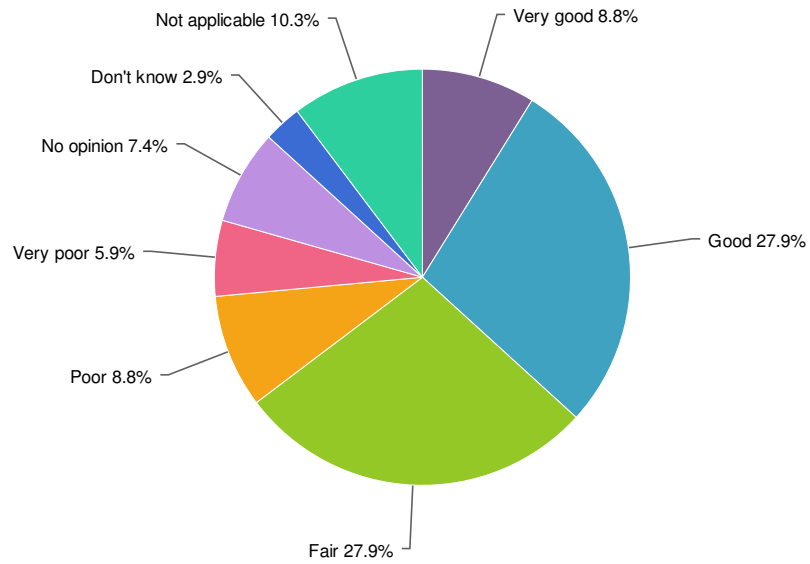
Very good	10.1%		7
Good	31.9%		22
Fair	36.2%		25
Poor	14.5%		10
Very poor	1.5%		1
No opinion	4.4%		3
Don't know	1.5%		1
Total			69

12. What do you think about the range of visitor facilities that are available?



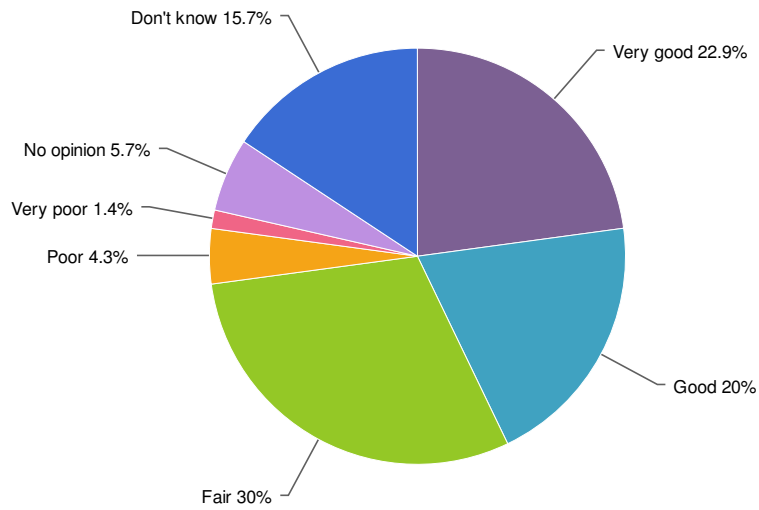
Very good	7.3%		5
Good	37.7%		26
Fair	40.6%		28
Poor	11.6%		8
Very poor	2.9%		2
No opinion	0.0%		0
Don't know	0.0%		0
Not applicable	0.0%		0
Total			69

13. How would you rate the facilities and / or services that are provided for children and their parents?



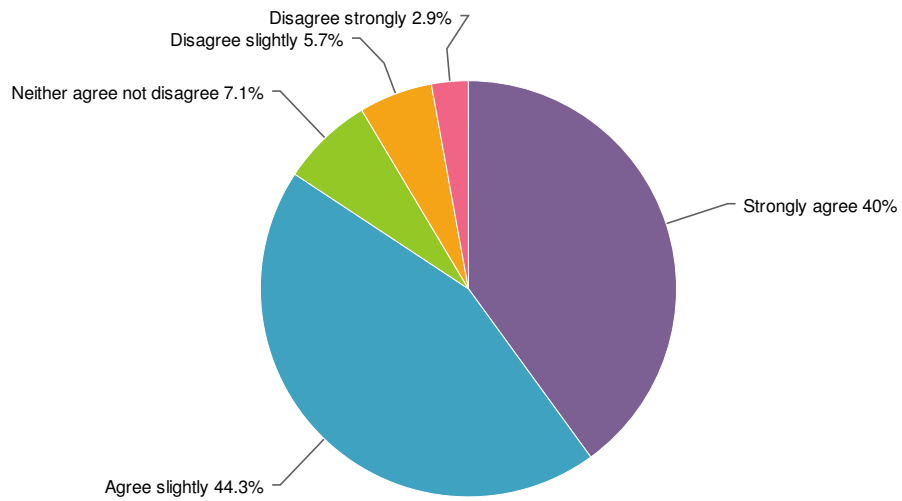
Very good	8.8%		6
Good	27.9%		19
Fair	27.9%		19
Poor	8.8%		6
Very poor	5.9%		4
No opinion	7.4%		5
Don't know	2.9%		2
Not applicable	10.3%		7
Total			68

14. How would you rate the management of ecology, bio-diversity and wildlife?



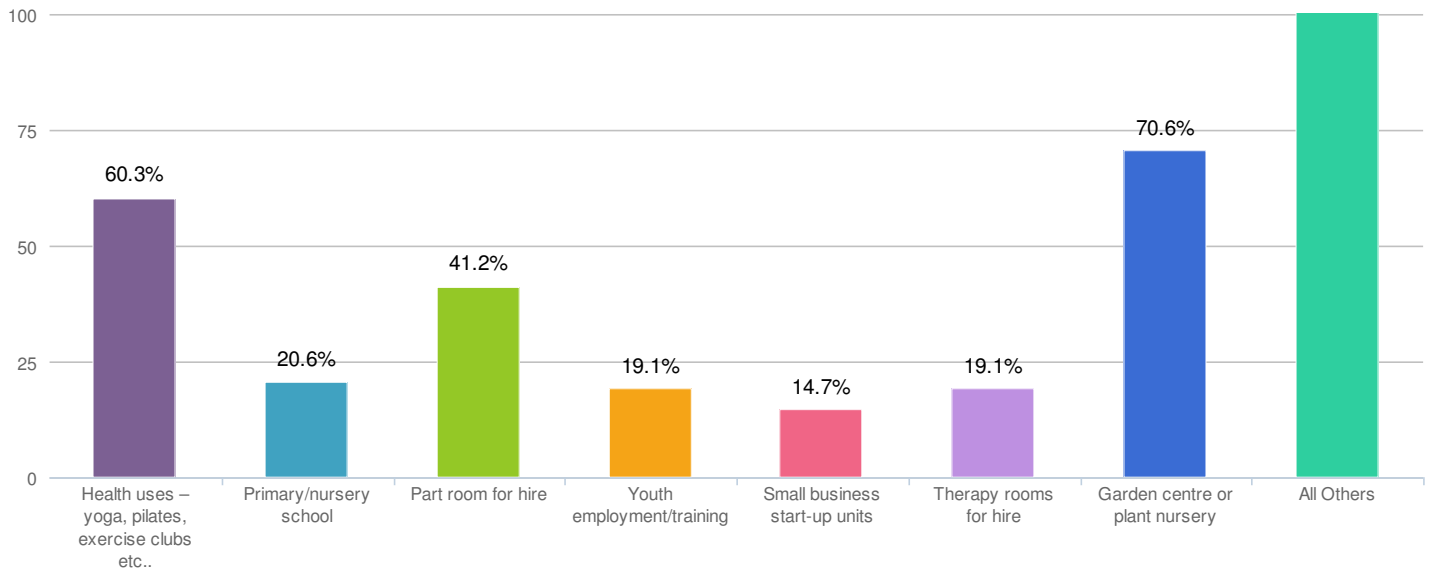
Very good	22.9%		16
Good	20.0%		14
Fair	30.0%		21
Poor	4.3%		3
Very poor	1.4%		1
No opinion	5.7%		4
Don't know	15.7%		11
Not applicable	0.0%		0
Total			70

15. To what extent do you agree with the following statement: 'The park has something to offer everybody' do you...



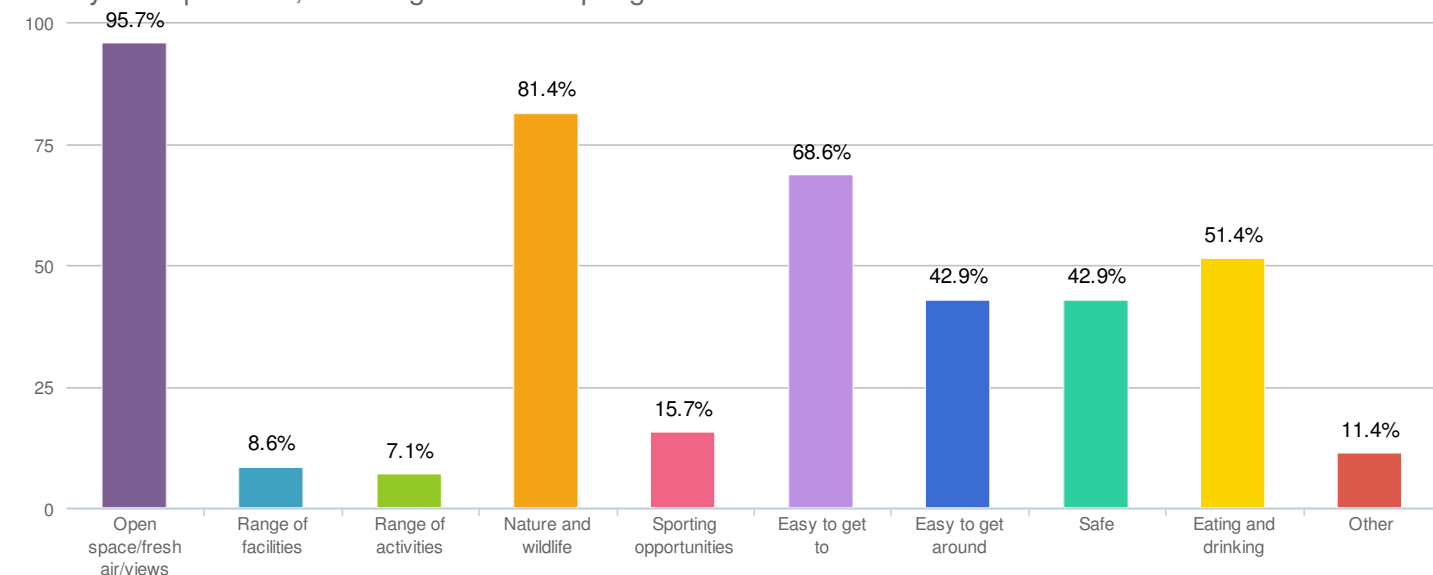
Strongly agree	40.0%		28
Agree slightly	44.3%		31
Neither agree not disagree	7.1%		5
Disagree slightly	5.7%		4
Disagree strongly	2.9%		2
No opinion	0.0%		0
Don't know	0.0%		0
Total			70

17. Thinking about the buildings in the park which of the following uses would enhance your experience?



Health uses – yoga, pilates, exercise clubs etc..	60.3%		41
Primary/nursery school	20.6%		14
Part room for hire	41.2%		28
Youth employment/training	19.1%		13
Small business start-up units	14.7%		10
Therapy rooms for hire	19.1%		13
Garden centre or plant nursery	70.6%		48
Art/craft exhibition room for hire	47.1%		32
Food growing	48.5%		33
Youth training	22.1%		15
After school clubs	41.2%		28
Schools activity rooms	30.9%		21
Cooking and food preparation facilities	22.1%		15
Adult education spaces	36.8%		25
Pre-school nursery	17.7%		12
Gardening skills training	63.2%		43
		Total	68

## 18. In your experience, what is good about Springfield Park?



Category	Percentage	Count
Open space/fresh air/views	95.7%	67
Range of facilities	8.6%	6
Range of activities	7.1%	5
Nature and wildlife	81.4%	57
Sporting opportunities	15.7%	11
Easy to get to	68.6%	48
Easy to get around	42.9%	30
Safe	42.9%	30
Eating and drinking	51.4%	36
Other	11.4%	8
<b>Total</b>		<b>70</b>

### Responses "Other"

Response	Count
<i>Left Blank</i>	65
Considerate cycling is allowed, as in other open spaces in Hackney.	1
Growing Communities market garden	1
Never felt unsafe but wouldn't go through it during night alone	1
The more crowded London becomes, the more precious open spaces become.	1
Well used by local community	1
tree collection, views	1
In response to Question 4, I go there by boat (which was not an option in the questionnaire) and I like its proximity to the Lea.	1



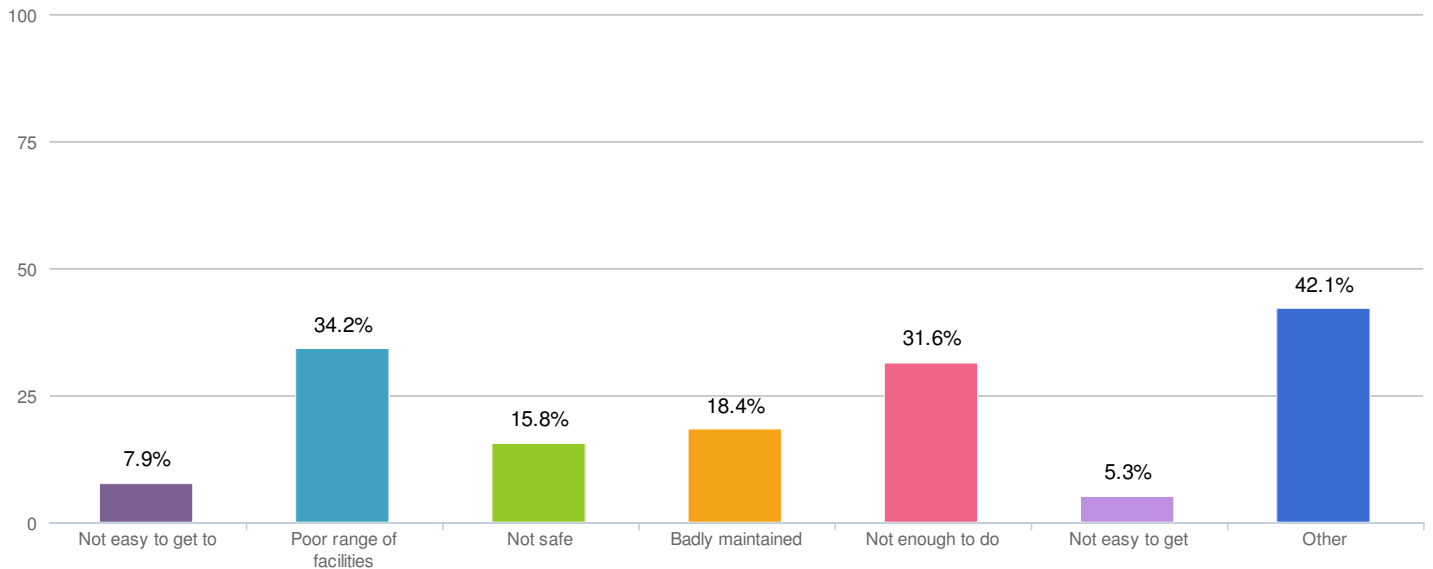
**Responses "Other"****Count**

---

It's my favourite park both in hackney and in london generally. It's free and it's available for everyone like the space as it is - open to the whole of the public and not sectioned off for event, private bookings or for use by booked groups.

1

## 19. In your experience, what is not good about Springfield Park?



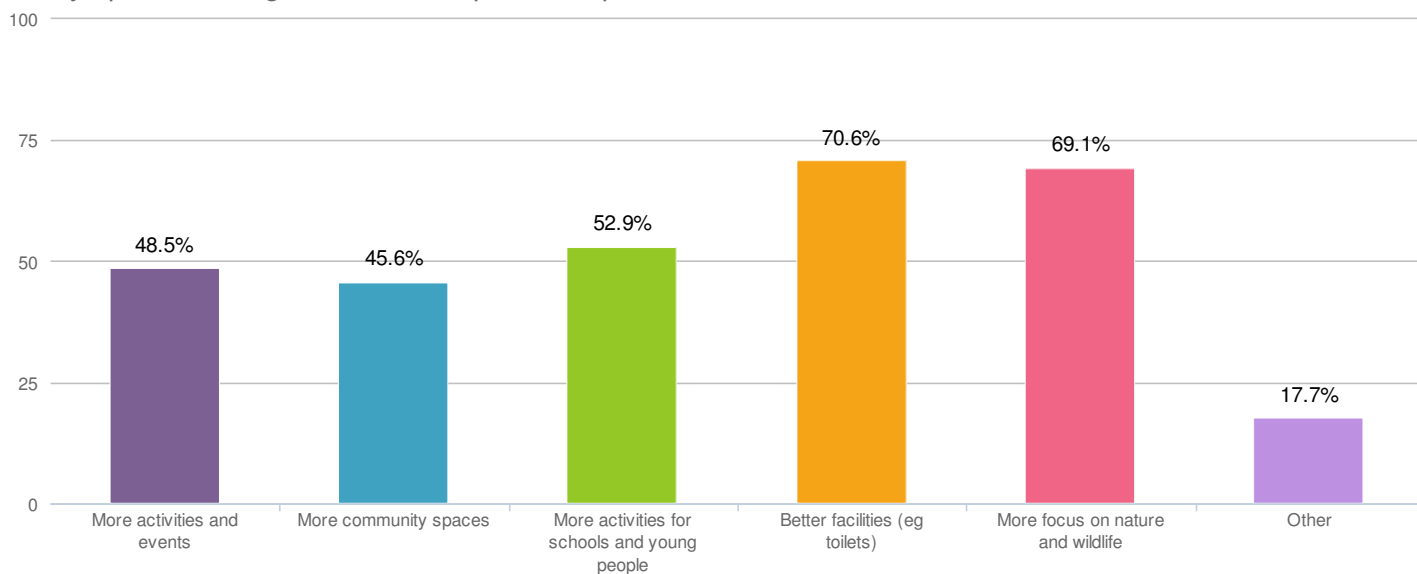
Issue	Percentage	Count
Not easy to get to	7.9%	3
Poor range of facilities	34.2%	13
Not safe	15.8%	6
Badly maintained	18.4%	7
Not enough to do	31.6%	12
Not easy to get	5.3%	2
Other	42.1%	16
<b>Total</b>		<b>38</b>

### Responses "Other"

Response	Count
<i>Left Blank</i>	57
Dog owners not to let them in childrens play area	1
Dogs are everywhere - toilets are incredible bad	1
Don't feel safe walking because of the cyclists on the footpaths	1
House/greenhouse not well maintained	1
Poor lightning at night time	1
The offer could be improved with imagination	1
Toilets are often dirty.	1
Worried that it will be privatised somehow! Keep it as it is!!	1
chopping back/destroying wildlife habitat	1
disused spaces, poor value/management attached to biodiversity opportunities	1

Responses "Other"	Count
dogs out of control	1
harsh and excessive cutting back of trees and bushes	1
poor sports facilities	1
Lack of toilet facilities close to kids area; also irresponsible dog owners who let their dogs run by the kids area	1
Cafe isn't open as long as I'd like and I'm not so happy about the restrictions on having my dog outside the cafe & outside dining area. Other places locally don't mind, I'm a responsible dog owner and an adult - so we take our custom there instead.	1
I'm not familiar enough to be in a position to criticise. I'm aware of dwindling parks' resources, as cutbacks take place.	1

20. Hackney Council intends to apply for a major grant to restore Springfield Park. If it gets the money, can you identify up to five things that would improve the park?



Improvement Category	Percentage	Count
More activities and events	48.5%	33
More community spaces	45.6%	31
More activities for schools and young people	52.9%	36
Better facilities (eg toilets)	70.6%	48
More focus on nature and wildlife	69.1%	47
Other	17.7%	12
<b>Total</b>		<b>68</b>

Responses "Other"	Count
<i>Left Blank</i>	62
Banning cycling in the park.	1
Boot camps & exercise classes	1
It all sounds good to me!	1
Open the greenhouses again. Provide more information about the fantastic trees in the park.	1
Repair of house, reinstatement of greenhouse. Overhauling of pond area to encourage biodiversity	1
Use greenhouses	1
better sports facilities, stuff for local kids not just middle classes	1
parks are valuable as quiet spaces so peacefulness needs to be retained	1
Thigs in keeping with the spirit of the park - natural yet well kept... A mix of landscaped and wild... It's really beautiful. Any events should be free and accessible for all.	1

**Responses "Other"****Count**

---

Open up the park more. Remove railings along Spring Hill, Springfield and towpath. Close to motor vehicle traffic, or traffic calm, all roads alongside the park.

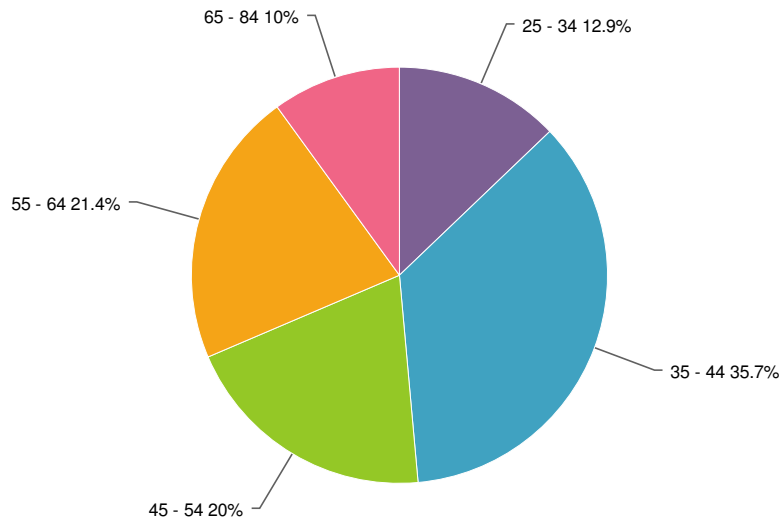
---

1

I would like to see the planting being properly maintained - as opposed to being hacked to pieces by the so-called gardeners employed by the council

1

23. Age: what is your age group?

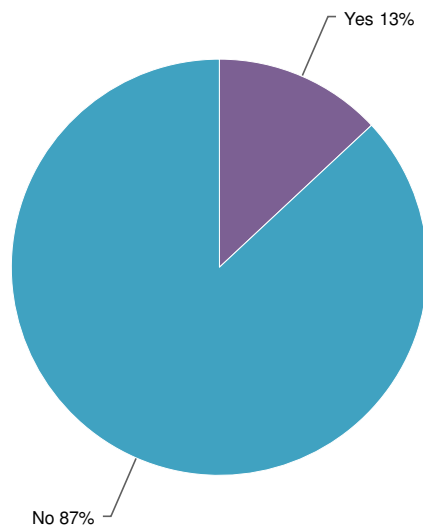




Under 16	0.0%		0
16 - 17	0.0%		0
18 - 24	0.0%		0
25 - 34	12.9%		9
35 - 44	35.7%		25
45 - 54	20.0%		14
55 - 64	21.4%		15
65 - 84	10.0%		7
85+	0.0%		0
Total			70

**Statistics**

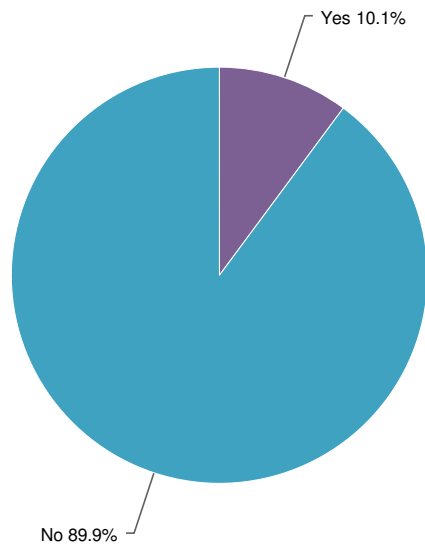
Sum	3,010.0
Average	43.0
StdDev	12.0
Max	65.0



24. Caring responsibilities: Do you regularly provide unpaid support caring for someone?



Yes	13.0%		9
No	87.0%		60
Total			69

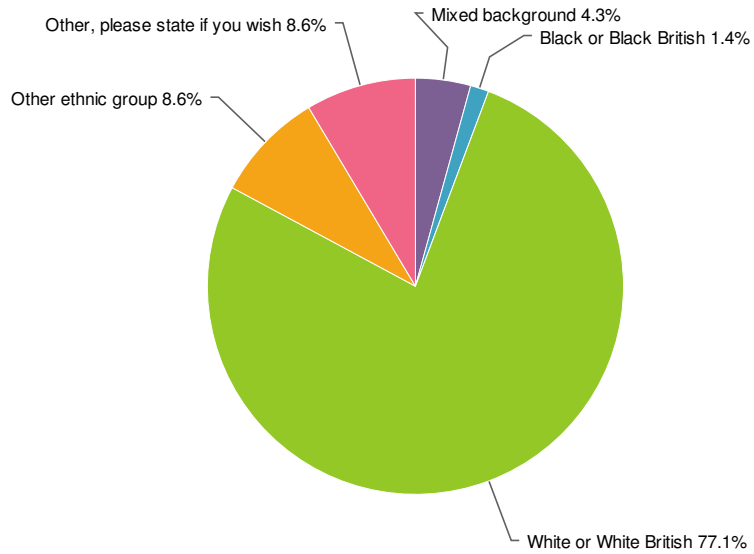
25. Disability: Do you consider yourself to be disabled?



Yes	10.1%		7
No	89.9%		62
Total			69



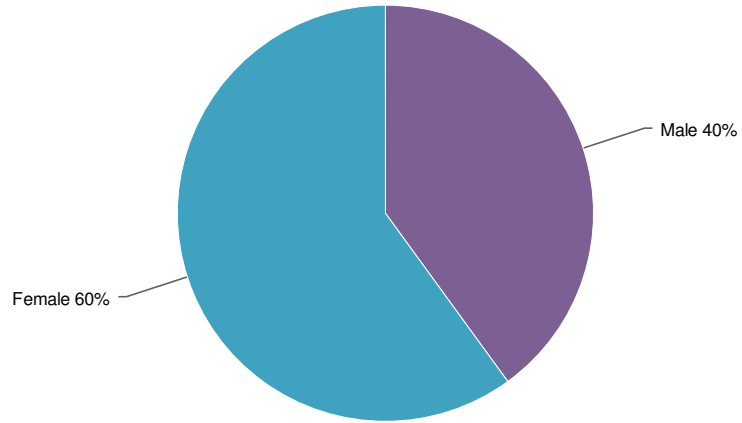
26. Ethnicity: Are you...






Asian or Asian British	0.0%		0
Mixed background	4.3%		3
Black or Black British	1.4%		1
White or White British	77.1%		54
Other ethnic group	8.6%		6
Other, please state if you wish	8.6%		6
Total			70

Responses "Other, please state if you wish"	Count
<i>Left Blank</i>	69
English	1
White Irish	1
White UK/Australian dual national.	1
jewish	1

27. Gender:



Male	40.0%		28
Female	60.0%		42
If you prefer to use your own term please provide this here	0.0%		0
Total			70

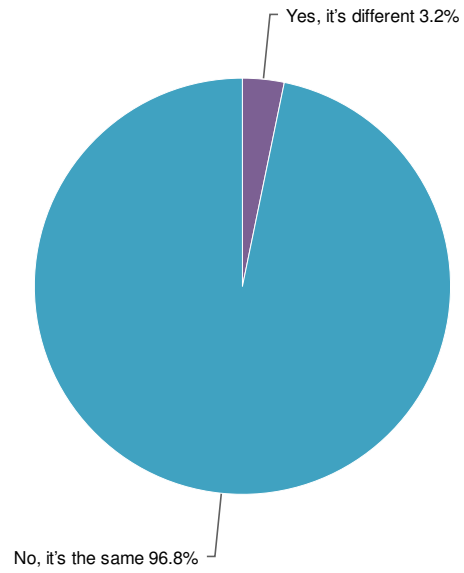
**Responses "If you prefer to use your own term please provide this here"**

**Count**

*Left Blank*

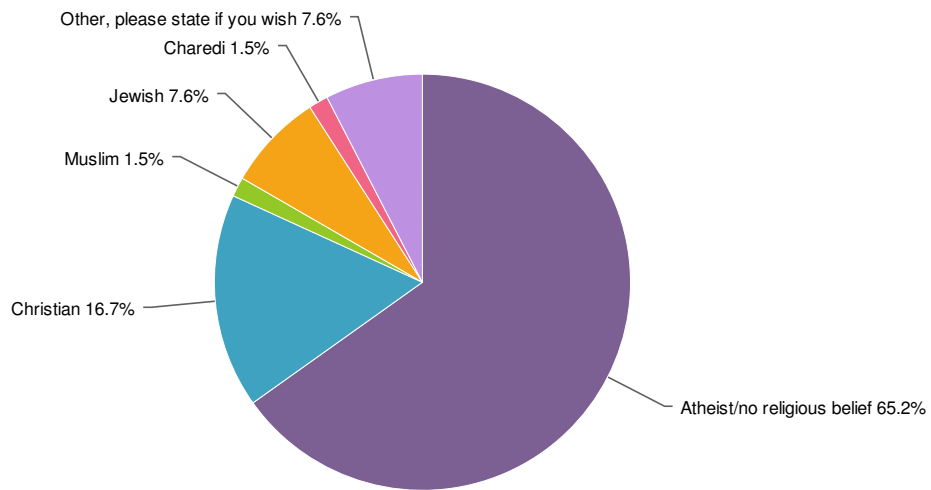
73

28. Is your gender identity different to the sex you were assumed to be at birth?



Yes, it's different	3.2%		2
No, it's the same	96.8%		60
Total			62

29. Religion or belief: Are you or do you have...

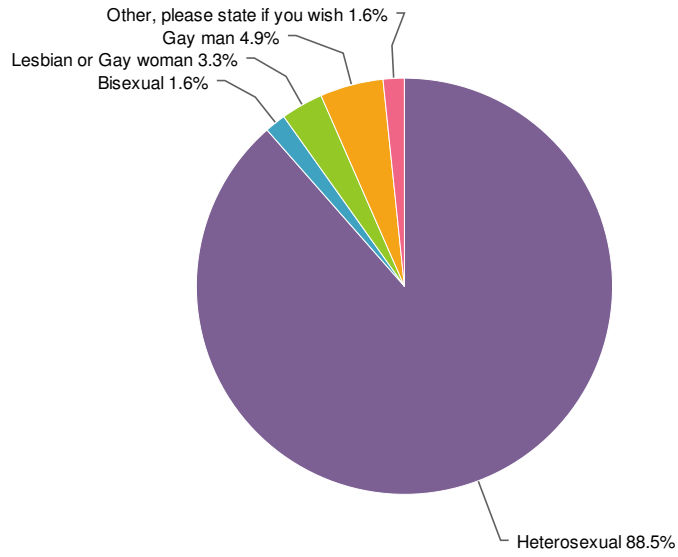


Atheist/no religious belief	65.2%		43
Christian	16.7%		11
Muslim	1.5%		1
Buddhist	0.0%		0
Hindu	0.0%		0
Jewish	7.6%		5
Charedi	1.5%		1
Sikh	0.0%		0
Other, please state if you wish	7.6%		5
Total			66

**Responses "Other, please state if you wish"**

	Count
<i>Left Blank</i>	70
If not an irrelevant question, it ought to be.	1
pagan	1
Spiritual but not religious. I believe in things being connected, but not in a formal or organised way. Just know what's right and wrong.	1

30. Sexual orientation: Are you...



Heterosexual	88.5%		54
Bisexual	1.6%		1
Lesbian or Gay woman	3.3%		2
Gay man	4.9%		3
Other, please state if you wish	1.6%		1
Total			61

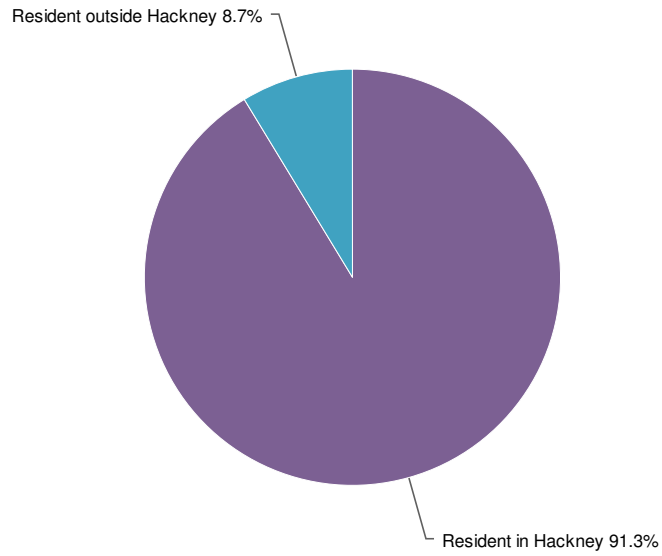
Responses "Other, please state if you wish"

Count

Left Blank

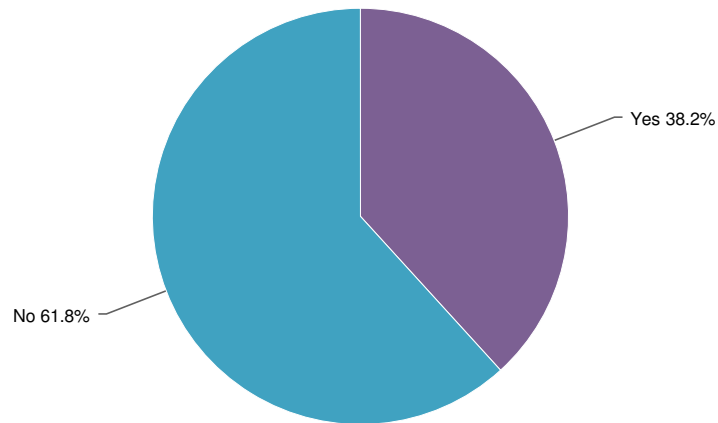
73



### 31. Where do you live?



Resident in Hackney	91.3%		63
Resident outside Hackney	8.7%		6
Total			69

32. Prior to taking part in this survey, have you ever been consulted on the way parks and open spaces are managed or asked if you would like to be involved? E.g. visitor surveys, comment cards, exhibitions, public meetings.



Yes	38.2%		26
No	61.8%		42
Total			68

URL Variable: snc

**Count**

**Response**

---

1

1418857204\_54920af4d551a9.51206066



