

Millfields Play Area

Summary

Adventure Playground Engineers is the ideal partner for the Millfields Play Area scheme. Our ethos dovetails perfectly with Hackney Council's desires for the project: our commitment to inclusion fits the council's desires for accessible structures; our eco-friendly use of recycled natural material will blend in adroitly with local plane and elm trees; and the principles of inclusive play are at the heart of everything we do. We are incredibly creative, highly skilled and vastly experienced and to top it off - fun to work with!

State of nature

Our playground design is focused on creative play for all in natural settings. We could build a main structure designed for maximum play value and obviating the need for intensive maintenance. Our work will blend perfectly with the surrounding tree lines and will give local children the opportunity to feel a more dynamic involvement with the park- by perching within the tree-tops.

Regenerative properties

Hackney plans to regenerate the area and the beautiful play space we have designed will fit perfectly into this revamped environment. The structure will look inviting and impressive from the road and the park, and will be visible from Lea Bridge Road and Chatsworth Road. We will provide a bespoke unique play space by the community, for the community that locals will feel proud of, in keeping with the wider regeneration.

Community involvement

We support community ownership, listening to and involving local people, community activists and play workers in our designs: Millfields will be no exception. We also encourage children's participation in all stages of playground development: after all, they are the experts. This is exciting for them while ensuring they take ownership of the playgrounds themselves. We adopt a number of methods to elicit their feedback, such as running playground-model workshops, to give them the chance to design for themselves.

Play principles

We make the principles of play a reality. Besides our creative and practical skills, our staff have backgrounds in playwork, are fully cognisant of the need to facilitate different play types (sensory, deep, communication, etc) and embrace the principles of inclusion. Our structures, informed by the children themselves, offer them risk, challenge and rewards that only truly satisfying play can provide.

Tree-tower

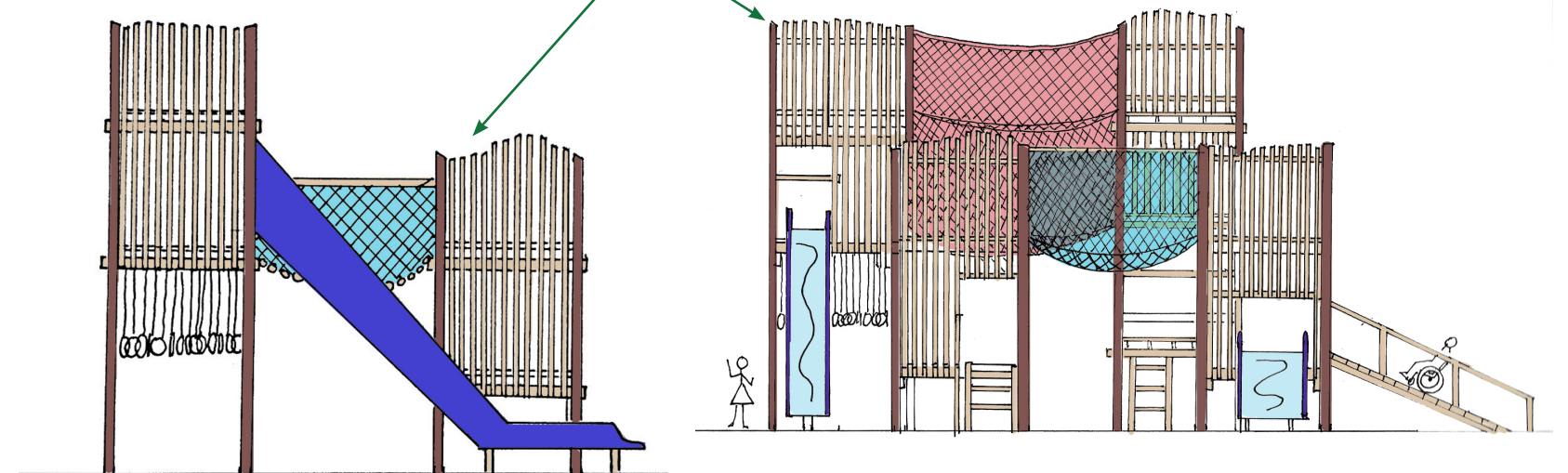
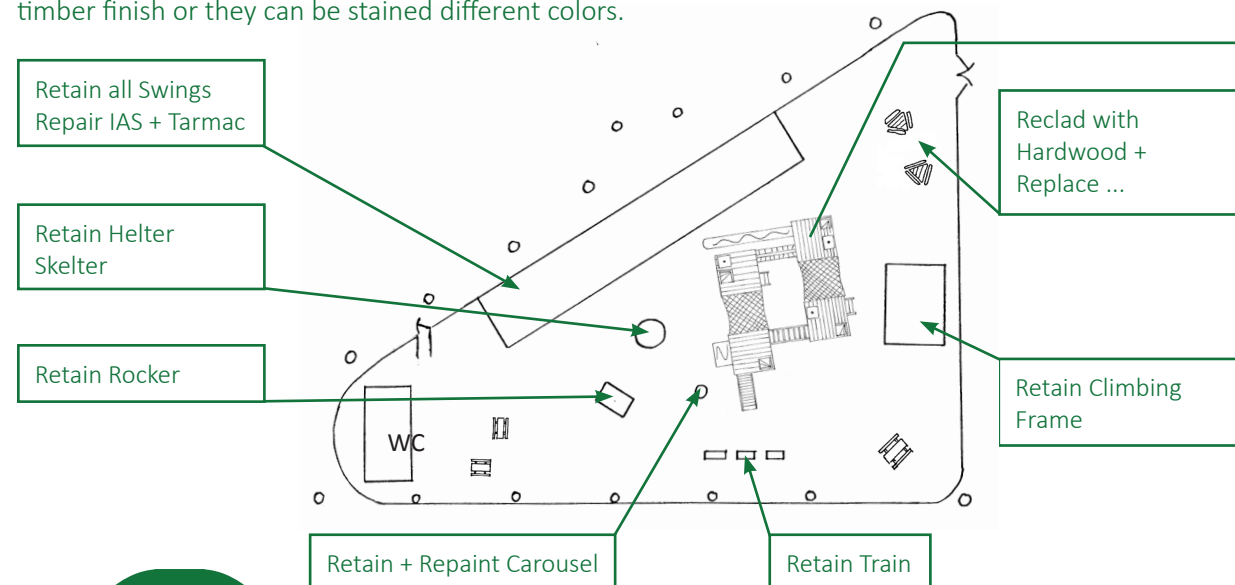
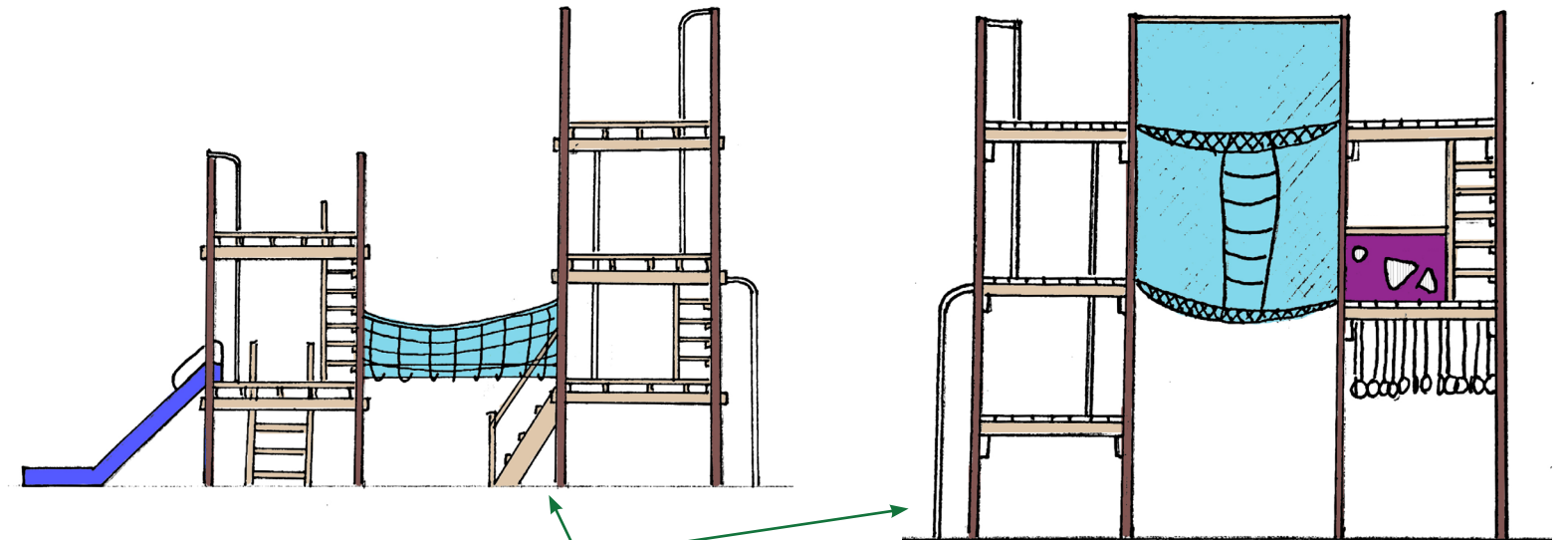
This structure is designed to create lots of free movement with the added excitement of being up high in the trees. We have concentrated on using the budget strictly for play as landscaping and re-surfacing a large area would use up most of the available monies (even though this would be desirable with a larger scale project).

The structure will look inviting and impressive from both road and the park- and appeal to differing age groups.

We can facilitate inclusive access to lower platforms and bring musical elements within the structures to these levels. A wheel-chair accessible wobbly bridge would also bring fun and challenge for users.

Toddlers will be discouraged from accessing the higher levels- in a natural way (e.g. higher steps to climb).

This structure will enable approximately 60 children to play at any one time, providing fun for differing age groups (especially younger teenagers). We can leave it as a natural timber finish or they can be stained different colors.



www.apesatplay.com
playgroundengineers@gmail.com
Director: 07968 783 127
Development Mgr: 07790 011 852

www.facebook.com/apesatplay
www.twitter.com/apesatplay